



CISOLIFT

CH8854E

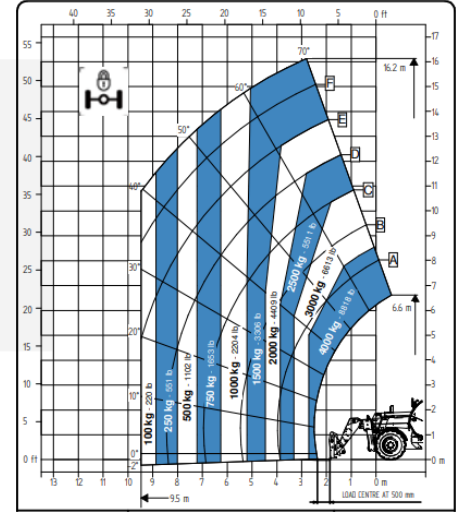
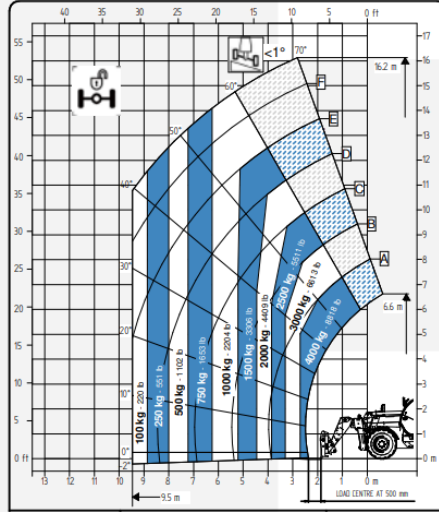
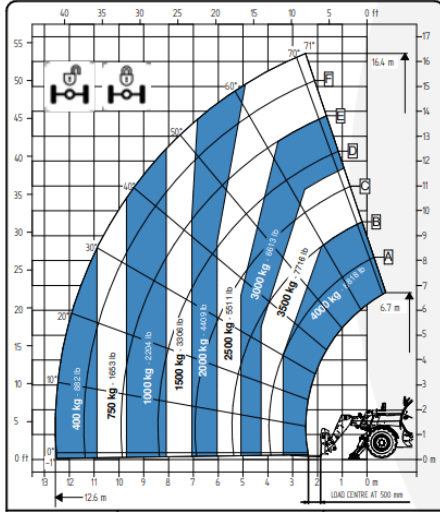
Electric Telehandler

The Cisolift CH8854E model is a robust and efficient **electric** telescopic handler, ideal for demanding construction sites requiring high lifting capacity and increased reach.

- Zero emission
- 4-wheel drive with 3 steering modes
- Ergonomic cab for optimal comfort and visibility
- Tight turning radius for excellent maneuverability



LOAD CHARTS



TECHNICAL FEATURES

Lifting Height	53'10"	16.4 m
Max Horizontal Boom Extension	41'3"	12.59 m
Lifting Capacity	4 000 kg	8 818 lbs
Length	21'3"	6.48 m
Width	7'7"	2.31 m
Height	8'2"	2.5 m
Width With Stabilizers	11'	3.42 m

Lithium Battery	45 kW/h (105 Ah)	
Speed	25 km/h	
Turning Radius	13'1"	4 m
Wheels	405/70 20	
Hydraulic Capacity	31.7 gal / 3,626 psi	
Controls	Proportional	
Weight	12 100 kg	26 676 lbs