



CISOLIFT

CH9345E

Electric Telehandler


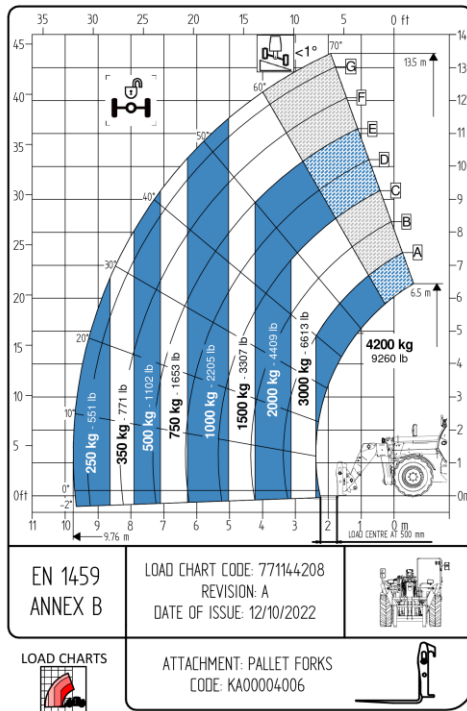
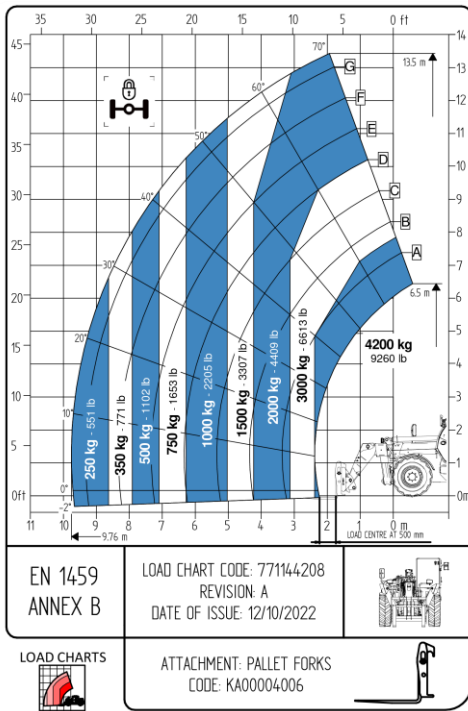
The Cisolift CH9345E telehandler is a robust and efficient **electric** telehandler, ideal for demanding construction sites requiring high lifting capacity and increased reach.

- Zero emission
- 4-wheel drive with 3 steering modes
- Ergonomic cab for optimal comfort and visibility
- Tight turning radius for excellent maneuverability



CISOLIFT 

LOAD CHARTS



TECHNICAL FEATURES

| | | |
|-------------------------------|----------|-----------|
| Lifting height | 44'7" | 13.6 m |
| Max horizontal boom extension | 31'11" | 9.73 m |
| Lifting capacity | 4 200 kg | 9 259 lbs |
| Length | 20'9" | 6.32 m |
| Width | 7'7" | 2.31 m |
| Height | 8'2" | 2.5 m |
| Width with stabilizers | 11' | 3.42 m |

| | | |
|--------------------|----------------------|------------|
| Lithium Battery | 45 kW/h (105 Ah) | |
| Speed | 25 km/h | |
| Turning Radius | 13'1" | 4 m |
| Wheels | 405/70 20 | |
| Hydraulic Capacity | 31.7 gal / 3,626 psi | |
| Controls | Proportional | |
| Weight | 11 450 kg | 24 243 lbs |